



Butler County General Health District

Fatal Drug Overdose Spike Investigation

10/31/2022

Public Health
Prevent. Promote. Protect.

According to the Butler County Coroner’s Office, monitoring of suspected drug overdose fatalities for deaths having occurred in the Butler County jurisdiction identified **8 suspected fatal overdoses having occurred between October 24, 2022 and October 30, 2022**. To determine when spikes occur a Constant Threshold of 7 observed fatalities in a week and a weekly Exponential Weighted Moving Average Analysis is used to further identify when spikes may occur. The 8 observed suspected fatalities exceeded both the Constant Threshold of 7 and also the Exponential Weighted Moving Average Analysis 4.0 standard deviation threshold of 7.04 for the week of October 24, 2022 – October 30, 2022.

Figure 1: Suspected Fatal Overdose Spike Analysis Using a Constant Threshold and Exponential Weighted Moving Average Analysis

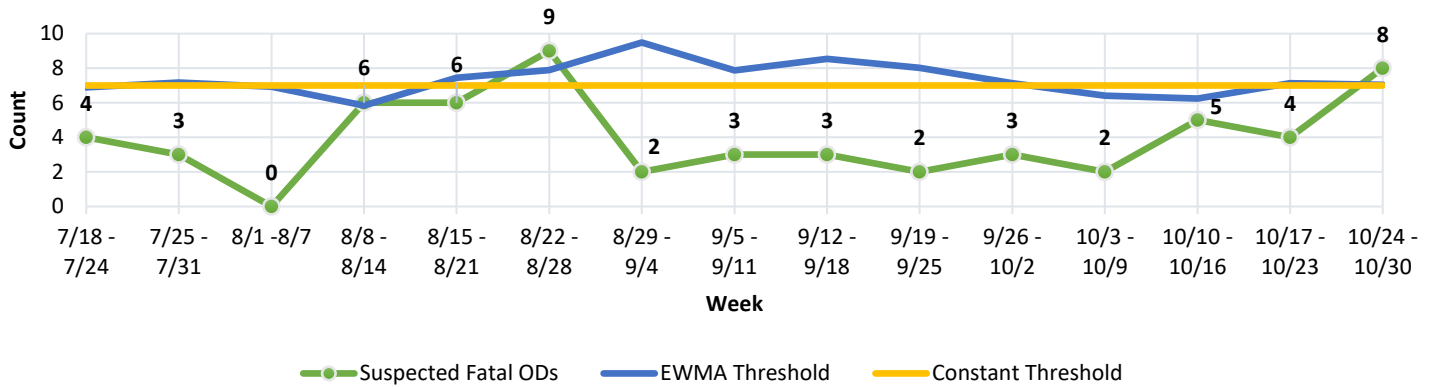
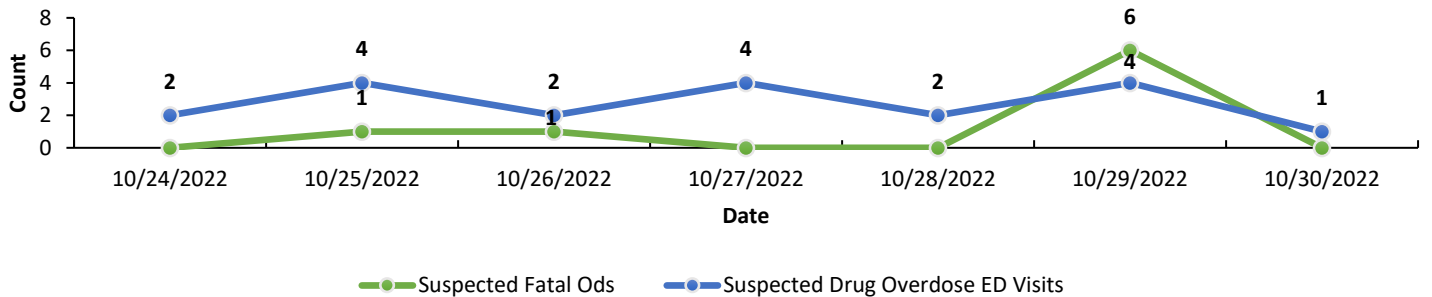


Figure 2: Overview of Suspected Fatal Overdoses and Suspected Drug Overdose Emergency Department Visits Among Butler County Residents for the Week of October 24, 2022 - October 30, 2022



From analyzing the suspected fatal overdoses for the week of October 24 – October 30 it can be seen that 6 of the 8 incidents (75%) took place on Saturday October 29th. Emergency Department (ED) visits for suspected drug overdoses among Butler County remained fairly consistent throughout the week with nearly 3 people being admitted per day on average and emergency department visits also did not seem to peak on the 29th when suspected fatalities spiked. From looking at the figures following on page 2 of the report several trends can be identified from the cases. 5 of the 8 cases occurred within the City of Hamilton jurisdiction indicating that the spike seemed to be more concentrated in that area of the county. Additionally, from viewing Table 1 on Page 2 of the report it can be seen that all 8 incidents occurred among males and 3 of the 8 incidents also occurred among Hispanic individuals. This is noteworthy as in 2021 Butler County only observed 4 total overdose deaths among Hispanic individuals for the entire calendar year and 3 occurred in one week for 2022. Additionally, Butler County typically sees a higher proportion of males who experience overdose fatality compared to females, but it is notable that all 8 of these incidents were among males. The status of this investigation shall be “Monitoring Data” for the duration of this week until 11/07/2022 to identify if any other significant increases occur in either reported suspected fatal overdoses according to the Butler County Coroner’s Office, or in suspected drug overdose ED visits among Butler County residents as reported by EpiCenter. Spikes in overdoses can occur at any time and providers and first responders should take steps to ensure that their supply of Naloxone is adequately stocked for the scenario of a public health emergency. **Please contact the Butler County General Health District at 513-863-1770 should you need additional Naloxone**

*Data obtained from the Butler County Coroner’s Office and the EpiCenter Syndromic Surveillance System (maintained by Health Monitoring Systems, Inc.) on 10/31/2022. All Data is provisional and subject to change.

Any questions about this report should be directed to Jordan Meyer, Epidemiologist BCGHD (513) 887-5634 Or the Butler County General Health District at (513) 863-1770

Demographic Information

Fatal Overdose Spike Analysis (8 Total), October 24, 2022 – October 30, 2022

Figure 3: City/Township/County of Occurrence for the Suspected Fatal Overdose Incident for the Week of October 24, 2022 - October 30, 2022

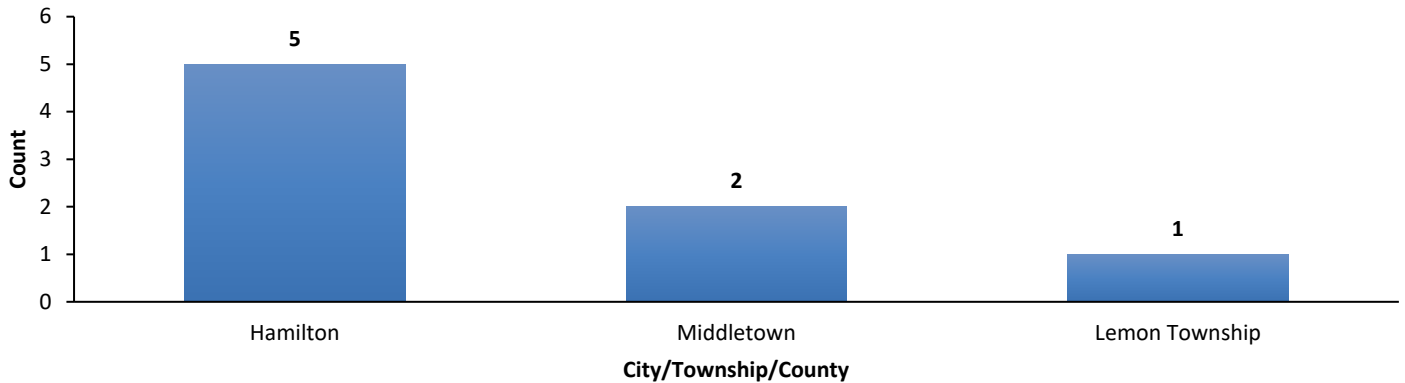


Figure 4: Location of Incident of the Decedent for the Suspected Fatal Overdose Incident for the Week of October 24, 2022 - October 30, 2022

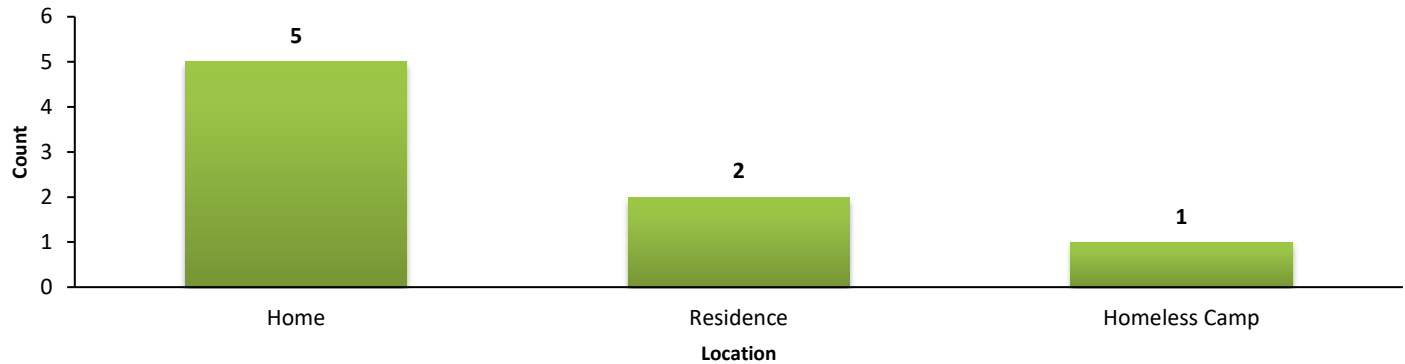


Table 1: Demographic Overview of Suspected Fatal Overdoses for the Week of October 24, 2022 – October 30, 2022

Variable	Count	Percent
Sex		
Male	8	100.00%
Female	0	0.00%
Race		
White	5	62.50%
Hispanic	3	37.50%
Age Group		
15-24	0	0.00%
25-34	3	37.50%
35-44	1	12.50%
45-54	3	37.50%
55-64	1	12.50%
65+	0	0.00%

More information regarding Butler County Opioid Statistics can be found at:

<https://insight-editor.livestories.com/s/v2/butler-county-ohio/9ef5b83d-eb5e-43c6-a11c-2daffff355ec>